

### PUMPER BODY

Medium Aluminum 2nd Gen Pumper

### CHASSIS

Enforcer Chassis

### CHASSIS AXLE, FRONT, CUSTOM

19,500 Lb TAK-4 Axle

### AXLE, REAR

27,000 Lb Meritor R526-185 Axle

### ENGINE

510 HP Paccor MX13 Engine

### TRANSMISSION

Allison 6th Gen, 4000 EVS P

### BUMPER

16" Extended Painted Steel

### CAB

7010 Enforcer Cab

### BODY

#### TOTAL TANK CAPACITY

750 Gallon New York Style Poly Tank

#### WATER CAPACITY

750 Gallons of Water

#### FOAM CELL

Foam Cell Not Required

#### COMPT, PUMPER, REAR

30.75" FF RollUp Rear Comp

#### COMPT, PUMPER, LEFT SIDE

136" RollUp Full Height Front & Rear

#### COMPT, PUMPER, RIGHT SIDE

136" RollUp Low

### FIRE SUPPRESSION

#### PUMPHOUSE

45" Control Zone Side Mount

#### PUMP

2000 GPM Waterous CSU

#### CROSSLAYS, 1.50"

(2) 1.50" Standard Capacity

#### CROSSLAYS, 2.50"

2.50" Crosslay Not Required

#### SPEEDLAYS

SpeedLays Not Required

#### GENERATOR

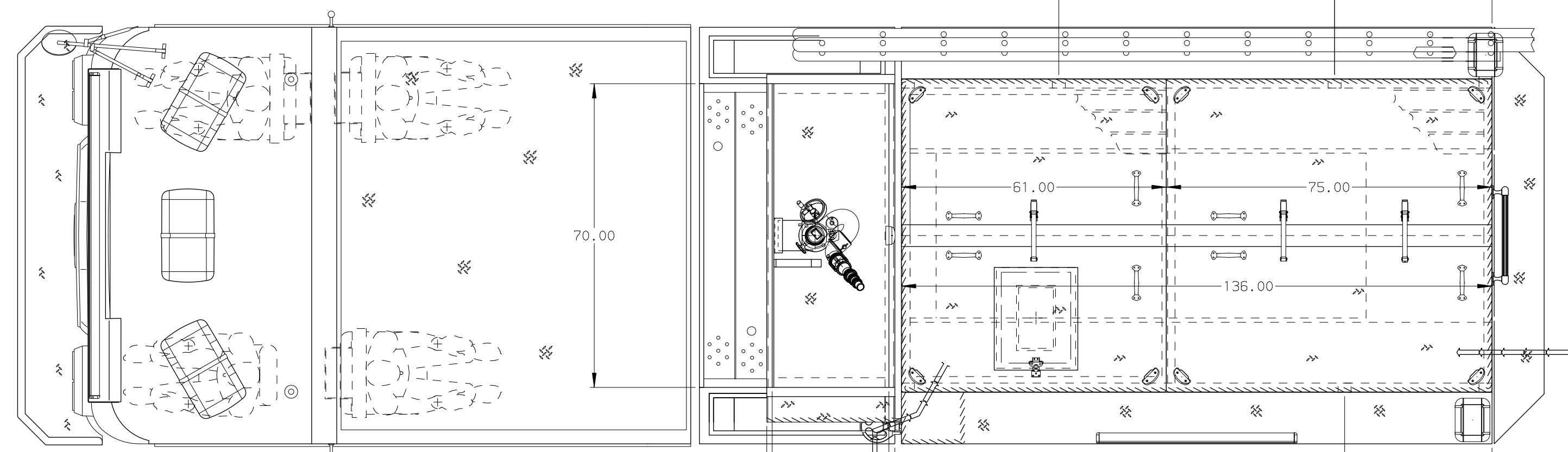
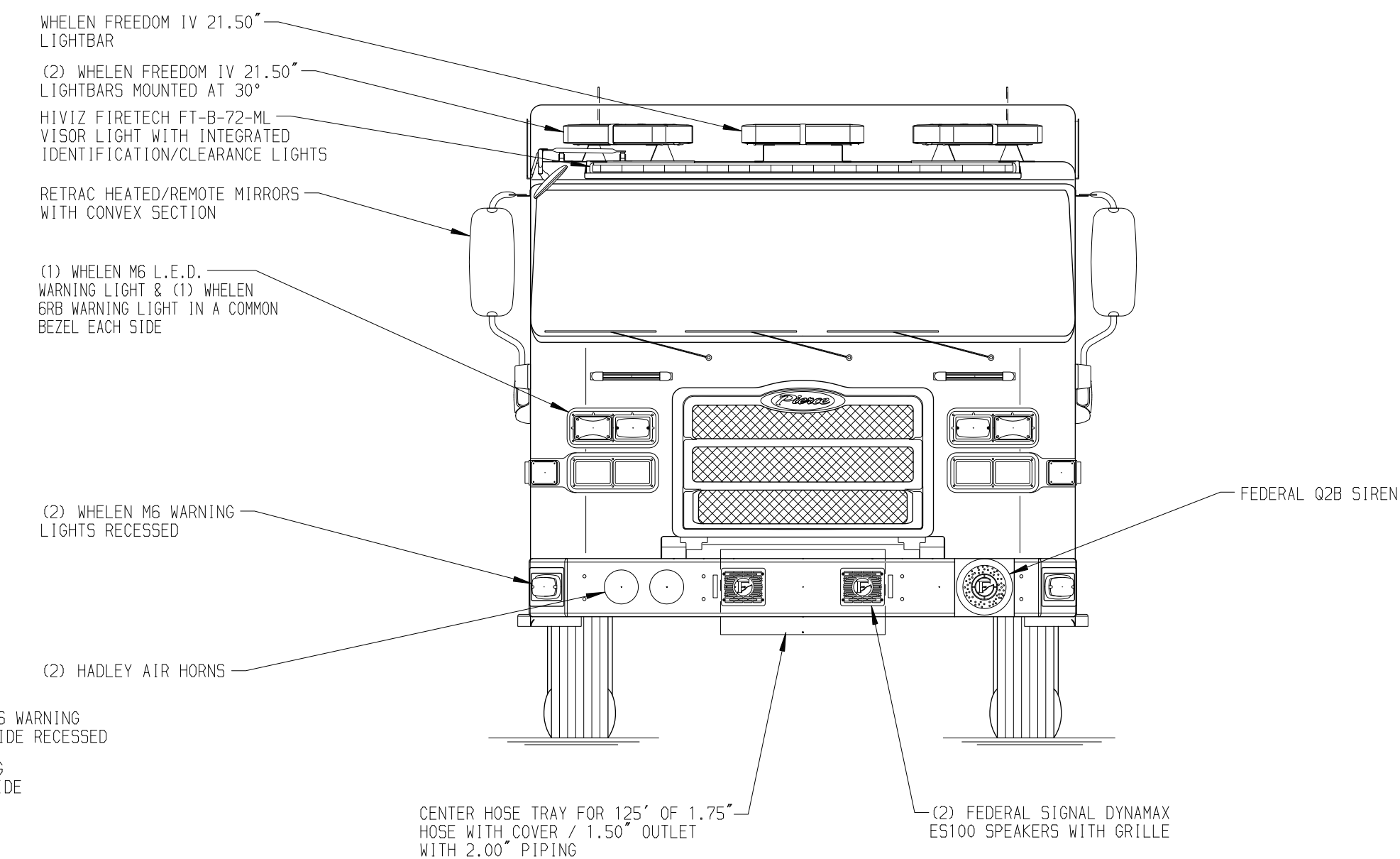
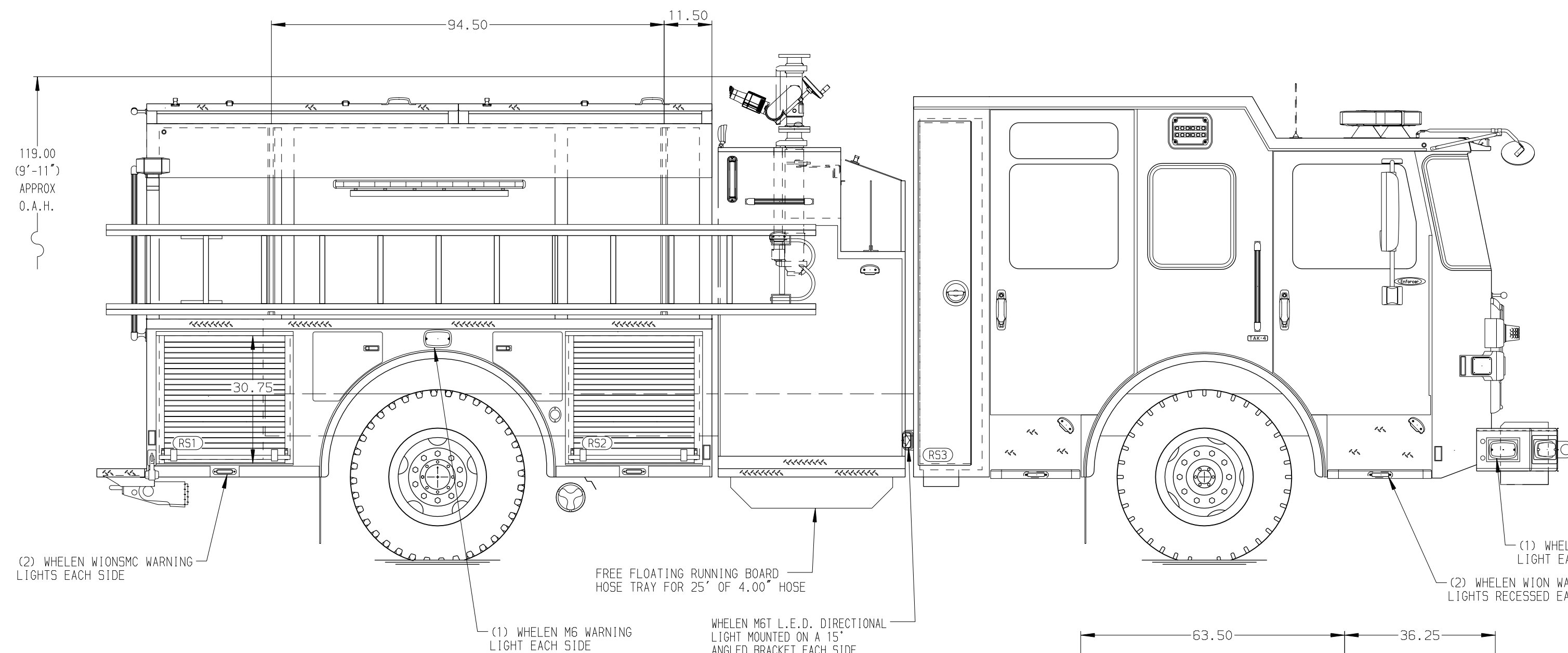
Generator Not Required

#### FOAM SYSTEM

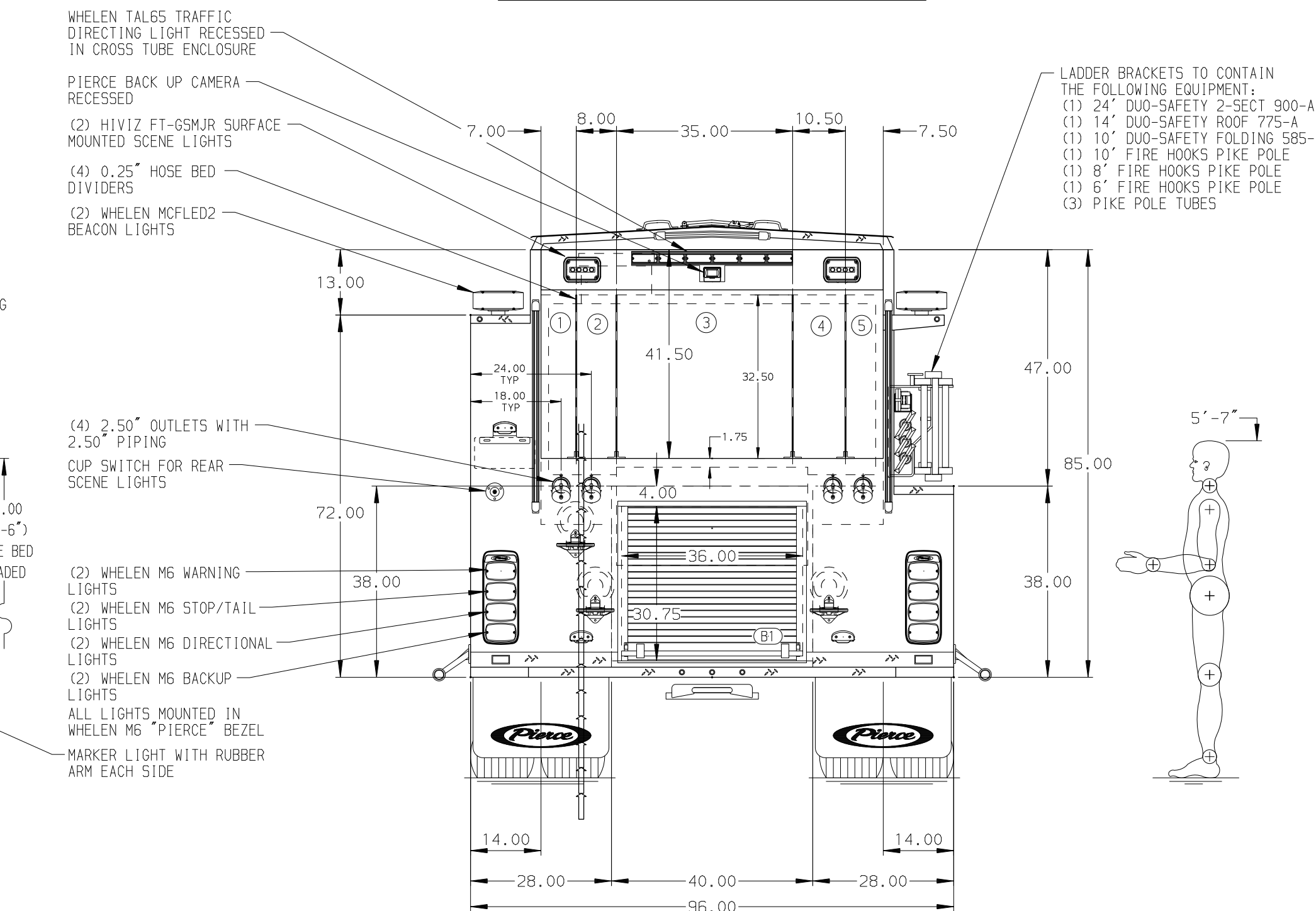
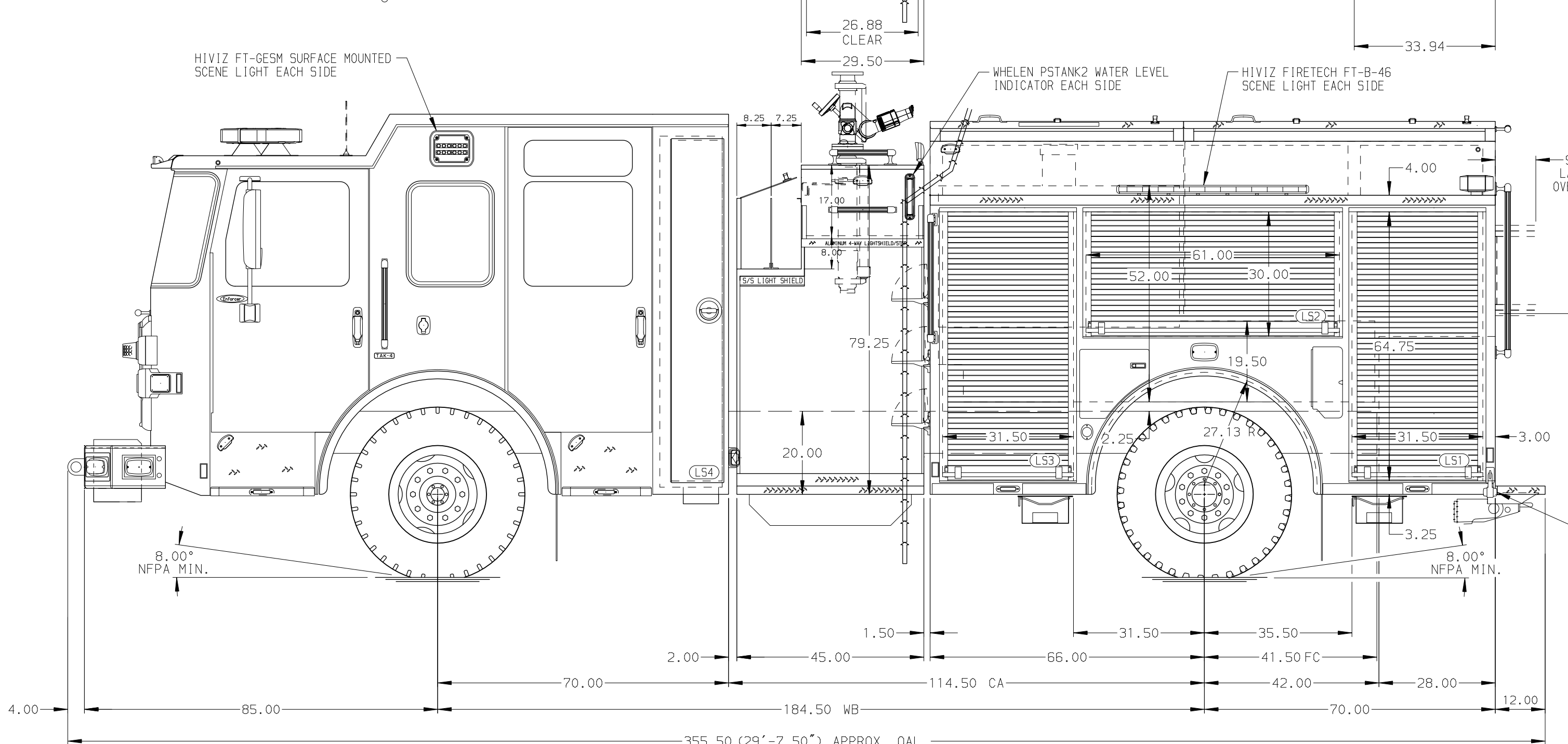
Foam System Not Required

### SAFETY

Not Required



HOSEBED CAPACITY	
BED 1	250' OF 1.75" D.J. POLY HOSE
BED 2	200' OF 2.00" D.J. POLY HOSE
BED 3	1200' OF 4.00" D.J. POLY HOSE
BED 4	400' OF 2.50" D.J. POLY HOSE
BED 5	200' OF 3.00" D.J. POLY HOSE



**NOTE**  
DIMENSIONS SHOWN ARE APPROXIMATE AND ARE SUBJECT TO MINOR DEVIATIONS AS MAY OCCUR OR BE NECESSARY IN CONSTRUCTION. MINOR DETAILS NOT SHOWN.

- 1. AIR INLET WITH DISCONNECT FITTING LOCATED PER ORDER
- 2. BATTERY CHARGER LOCATED PER ORDER
- 3. TWO FULL WIDTH/DEPTH ADJUSTABLE SHELVES WITH SIDES LOCATED PER ORDER

REV	DATE	BY	CH	ENFORCER
05AUG24	BST	JGO		
02MAY24	BST	JGO		
29MAR24	MMF	JGO		

		JOB NO.	40919-01-02
		SCALE	DATE
TITLE	Pierce Pumper Approval Drawing		
FOR	Canton Fire Department		
DWG NO.	40919AD		
MAKE	PIERCE	DRAWN BY	BST
MODEL	ENFORCER	CHECKED BY	MMF
		SHEET SIZE	SHEET NO.
		D	1 OF 1