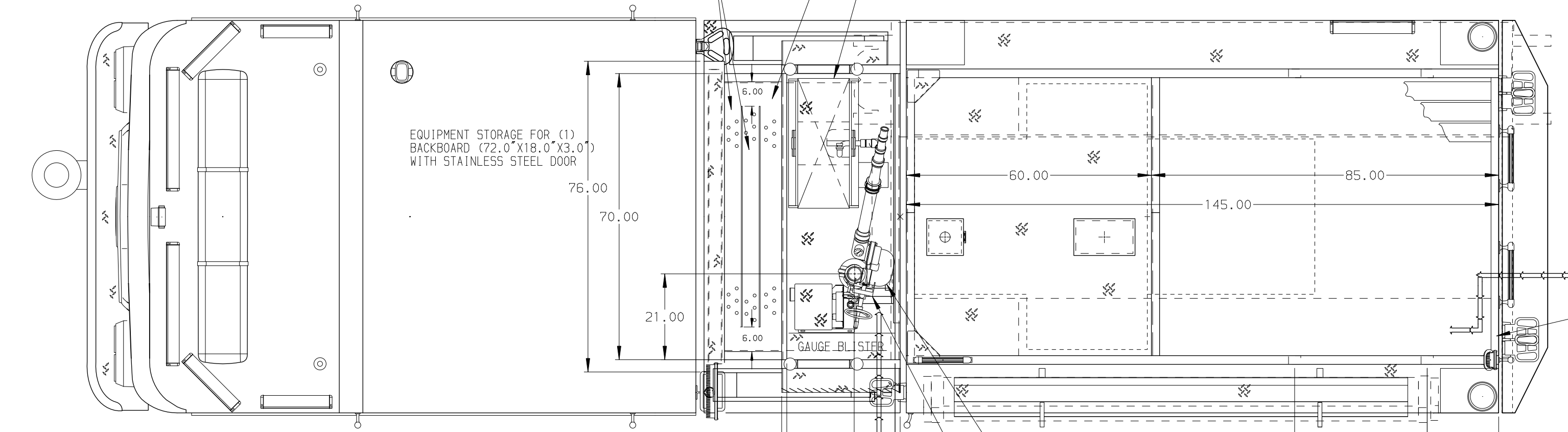
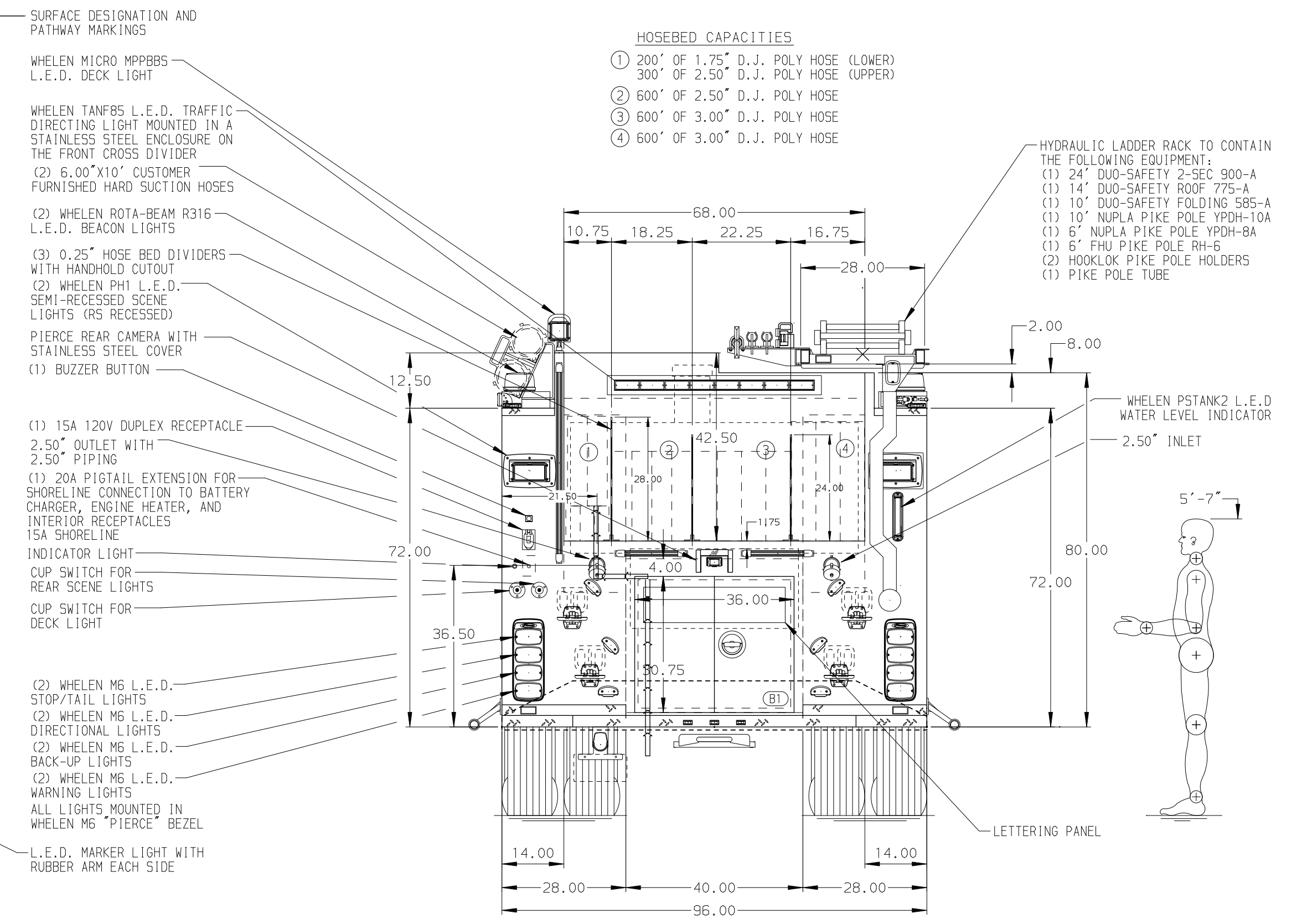
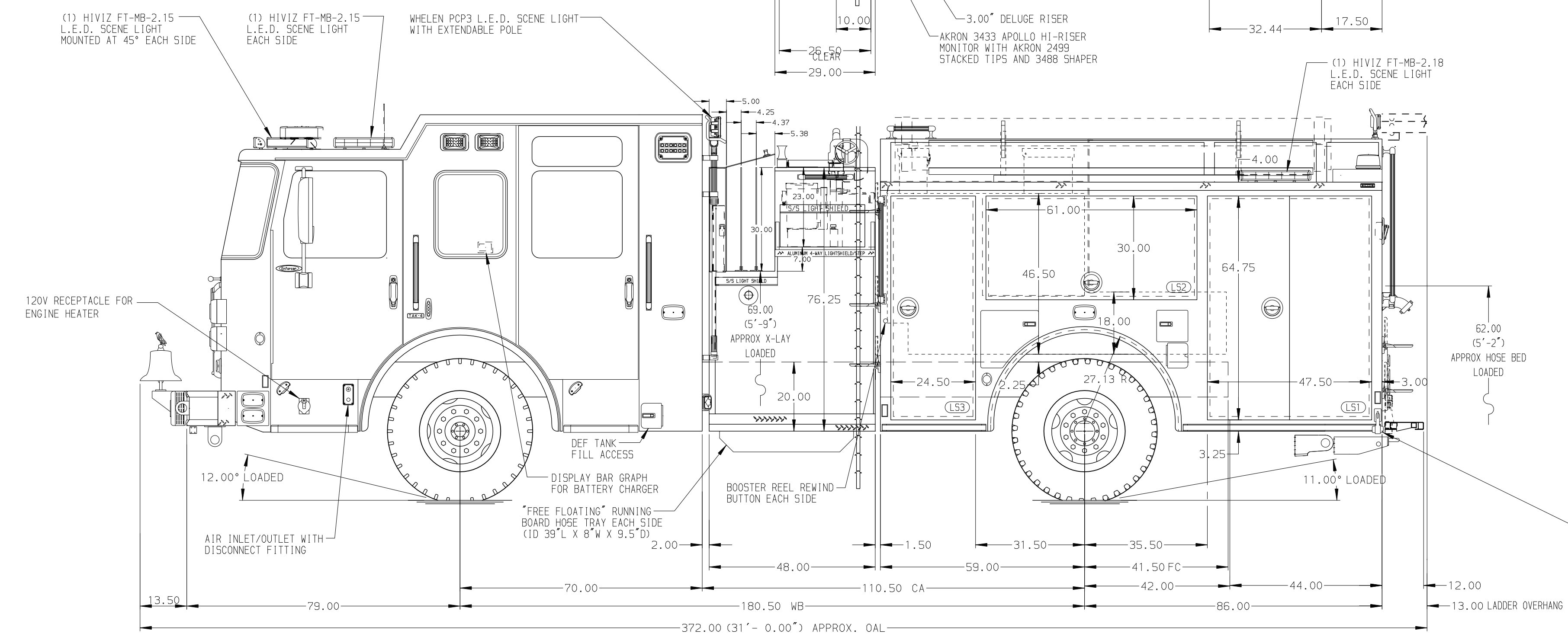


TORX HEAD SCREWS
NUTCERTS



- HOSEBED CAPACITIES
- ① 200' OF 1.75" D.J. POLY HOSE (LOWER)
 - ② 300' OF 2.50" D.J. POLY HOSE (UPPER)
 - ③ 600' OF 2.50" D.J. POLY HOSE
 - ④ 600' OF 3.00" D.J. POLY HOSE
 - ⑤ 600' OF 3.00" D.J. POLY HOSE



ALUMINUM BODY MAXIMUM O.A.H. 120.00" SIDE ROLL AND FRONTAL IMPACT PROTECTION

NOTE
DIMENSIONS SHOWN ARE APPROXIMATE AND ARE SUBJECT TO MINOR DEVIATIONS AS MAY OCCUR OR BE NECESSARY IN CONSTRUCTION. MINOR DETAILS NOT SHOWN.

- 1. CUSTOMER PROVIDED WHEEL CHOCKS
- 2. AMCOR AY-15-12HW L.E.D. WALKING SURFACE LIGHTS LOCATED IN THE CARGO AREA
- 3. (CTF) MUDFLAPS LOCATED FRONT AND REAR
- 4. BATTERY CHARGER LOCATED BEHIND DRIVER'S SEAT

REV	DATE	BY	CH	ENFORCER
30MAY24		SAM	BSE	CHASSIS DATA
22APR24		SAM	BSE	MAKE
22MAR24		KLE	BSE	PIERCE
05JAN24		KLE	BSE	MODEL
13APR23		LME	BSE	

		JOB NO.	38287
		SCALE	1:24
TITLE 1500-D-550P, 500 GAL. WATER W/50 GAL. FOAM CELL 145" PUMPER BODY, FH FDLR, HYDRAULIC LADDER RACK	FOR PORTLAND FIRE & RESCUE PORTLAND, OR	DATE	
		DRAWN BY	LME
DWG NO. 38287AD-SH1	REV	CHECKED BY	BSE
		SHEET SIZE	D
		SHEET NO.	1 OF 2